

CMDG 7 GAP ANALYSIS

Sherif Rushdy

December 10, 2009

UNDP Environment Team CPD Workshop, Phnom Penh

CMDG



Goal 1: Eradicate extreme poverty and hunger



Goal 2: Achieve universal primary education



Goal 3: Promote gender equality and empower women



Goal 4: Reduce child mortality



Goal 5: Improve maternal health



Goal 6: Combat HIV/AIDS, malaria and other diseases



Goal 7: Ensure environmental sustainability



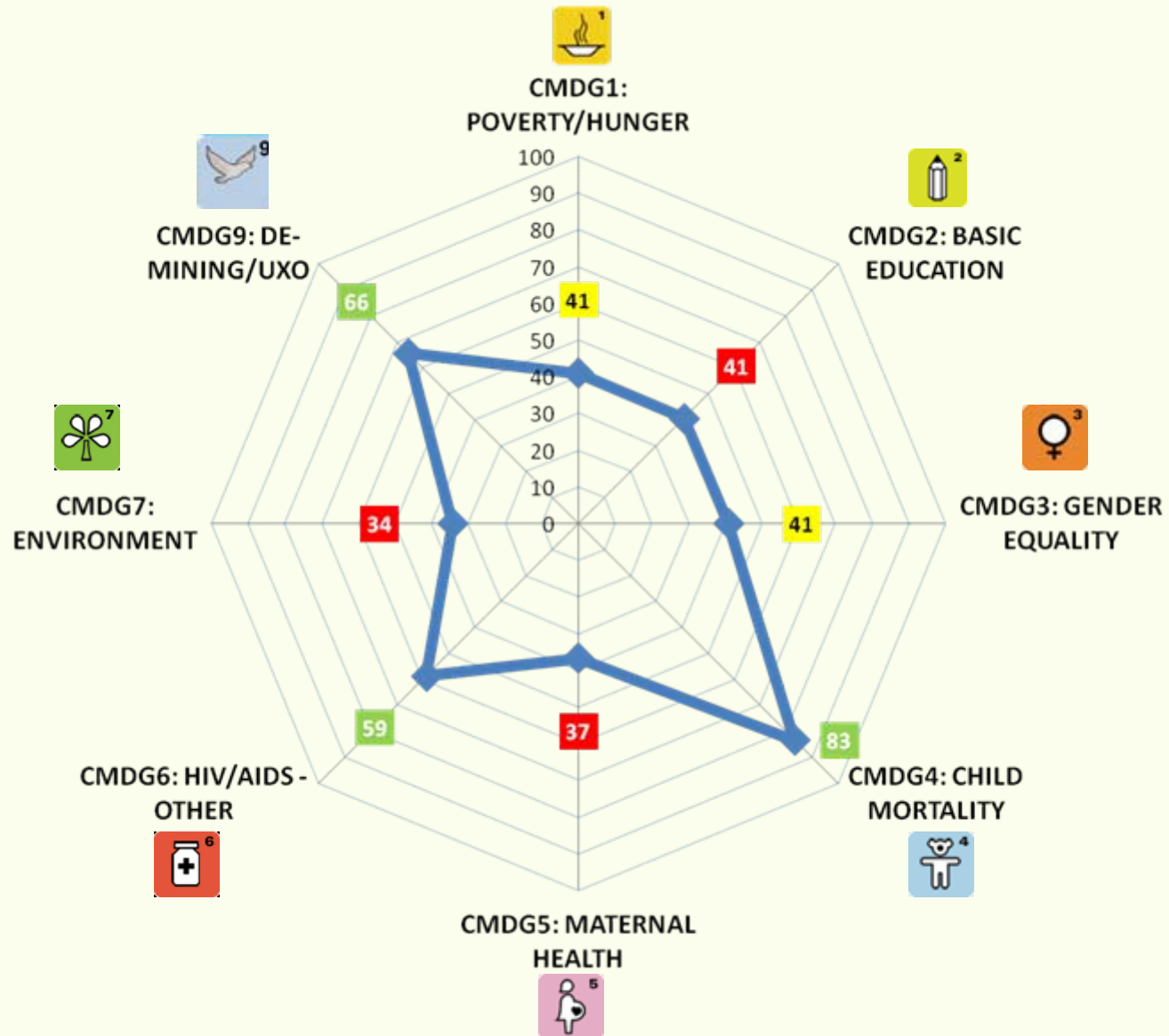
Goal 8: Develop a global partnership for development



Goal 9: De-mining, UXO and victim assistance

Current CMDG Status

(In Terms of % Distance Travelled from baseline to Target)





CMDG7: Ensure Environmental Sustainability

A. Adopt sustainable development policies and reverse the loss of environmental resources

- 7.1 Forest Cover (% of total area)
- 7.2 Surface of 23 protected areas (millions of hectares)
- 7.3 Surface of 6 new forest-protected areas (millions of hectares)
- 7.4 Number of rangers in protected areas
- 7.5 Number of rangers in forest protected areas
- 7.6 Proportion of fishing lots released to local communities
- 7.7 Number of community based fisheries
- 7.8 Surface of fish sanctuaries (thousand hectares)
- 7.9 Proportion of households dependent on fuel wood



CMDG7: Ensure Environmental Sustainability

B. Access to Safe Drinking Water

- 7.10 Proportion of **rural** population with access to safe water source (Wet/Dry Season)
- 7.11 Proportion of **urban** population with access to safe water source (Wet/Dry Season)

C. Access to Improved Sanitation

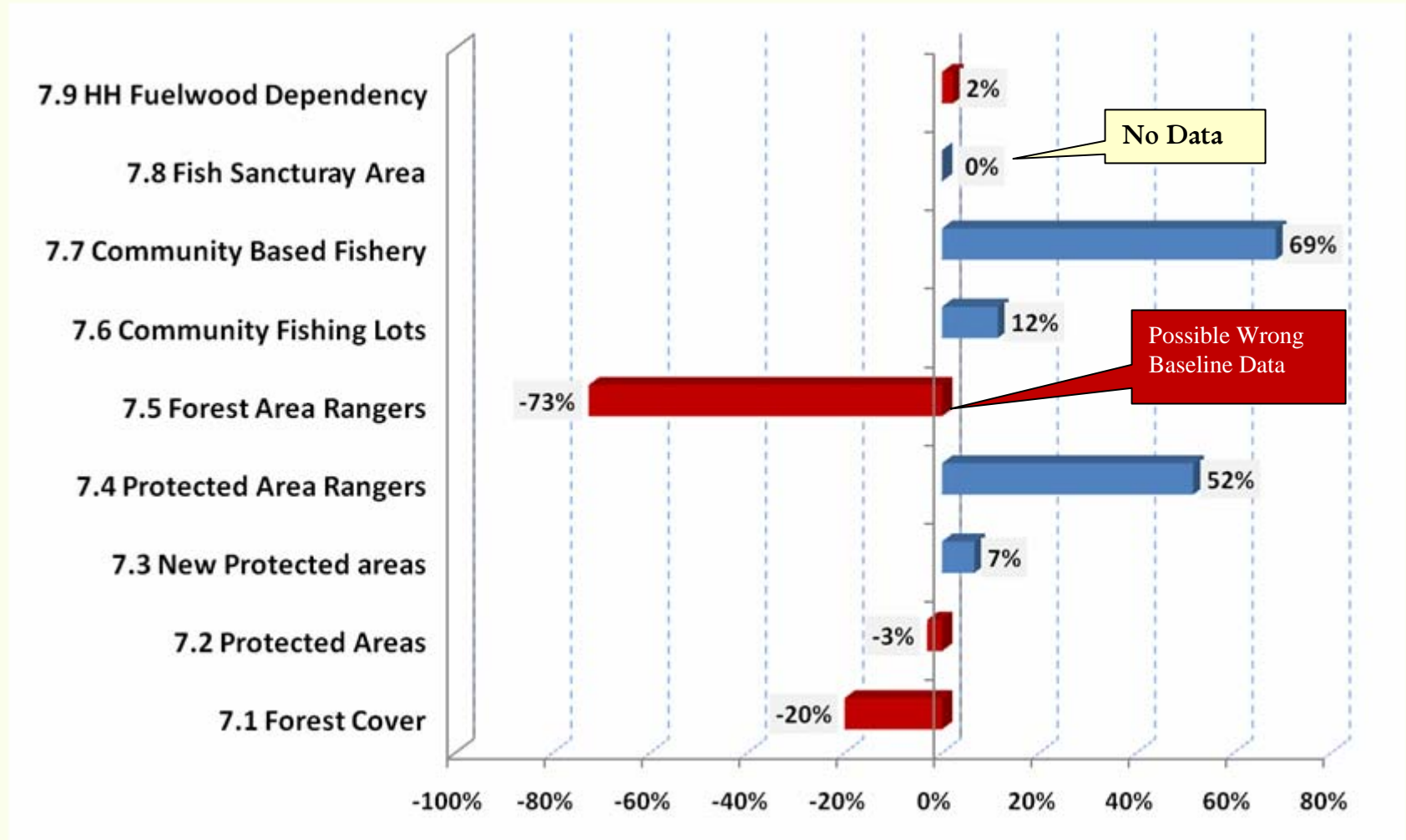
- 7.12 Proportion of **rural** population with access to improved sanitation
- 7.13 Proportion of **urban** population with access to improved sanitation

D. Access to Land Security

- 7.14 Proportion of land parcels having titles in both rural and urban areas

Progress on Protection of Natural Resources

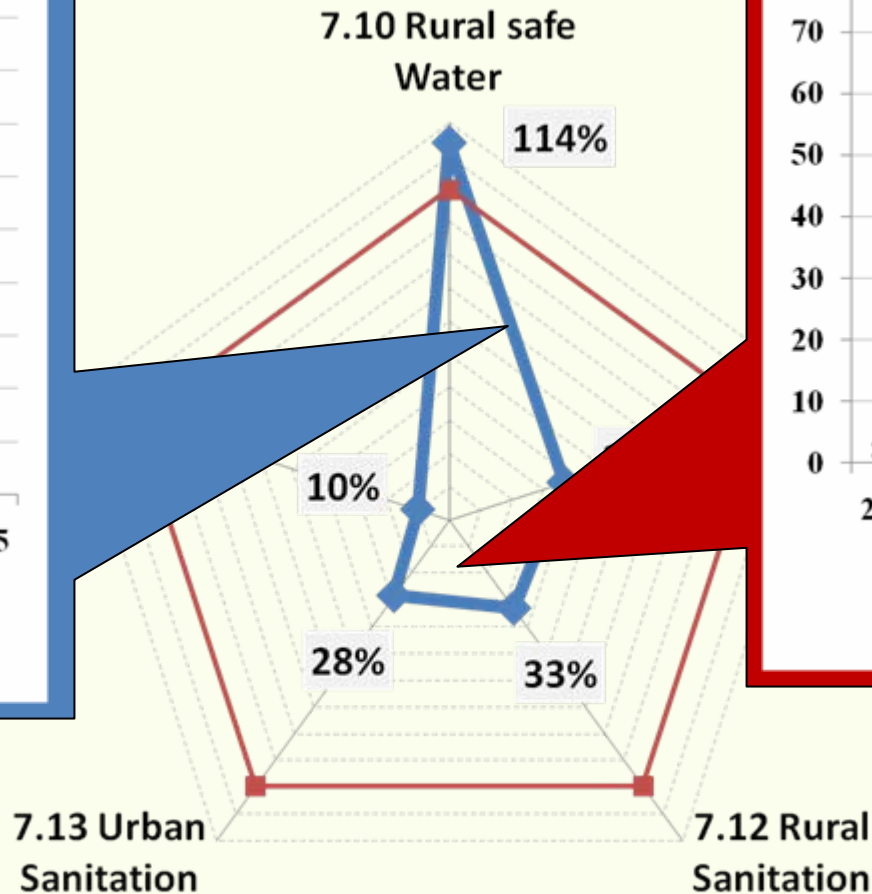
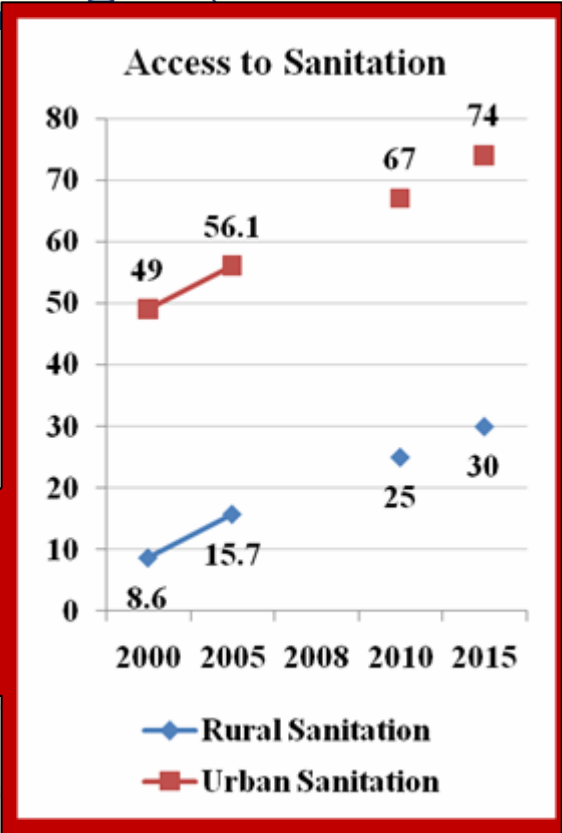
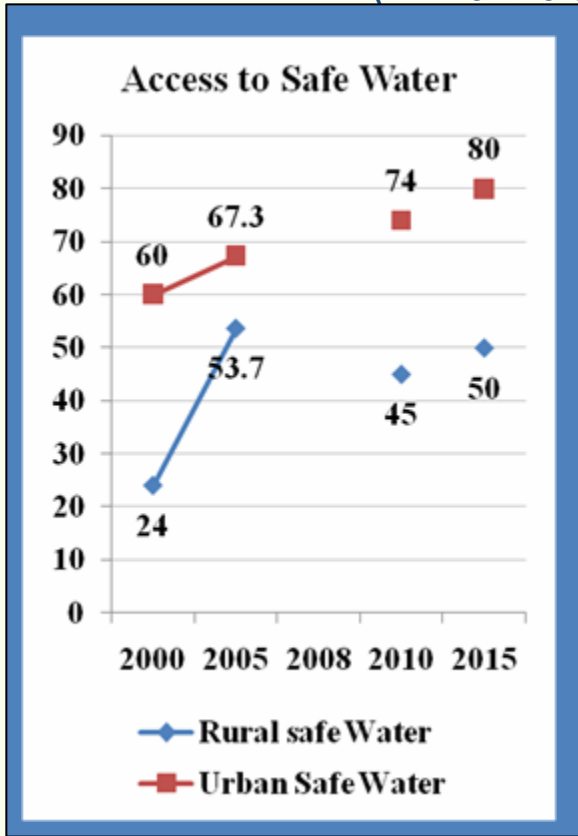
(In Terms of % Distance Travelled from baseline to Target)



Progress on Water, Sanitation and Land



(In Terms of % Distance Travelled from baseline)



114%

10%

28%

33%

Issues

- CMDG with the lowest performance
- CMDG with the most irrelevant or ill defined indicators
- CMDG with the least availability of consistent data
- CMDG with the least developed sectoral strategies
- CMDG with the least clarity about allocation of Gov. responsibilities (MAFF (FA,FiA), MLMUPC, MoE, MRD, NCDD, etc..) and Budgets (budget line items, NSDP line items, Donor Line items)
- Different Responsibilities for rural and urban WATSAN
- CMDG with the most unclear DP responsibilities and interventions
- CMDG with the most Human Rights Issues and Conflicts
- Bottlenecks in CF and CFi approvals